



How to Create Coaches Account & Set Up Your Digital Fundraiser



Coaches Guide

The Orange Guy powered by LAUNCH

Get Started


- From your cellphone's internet browser (safari, google, etc.) type in to launch.fund and click enter
- Don't sign in yet! - instead click 
- Enter the non-case sensitive code Coaches Join Code Emailed to You After You Register for The Orange Guy Digital Fundraiser
- Click **'Join'**
- Make sure you are signing up for the correct fundraiser!
- Entering name, email, cell #, & create a password*
- Click 

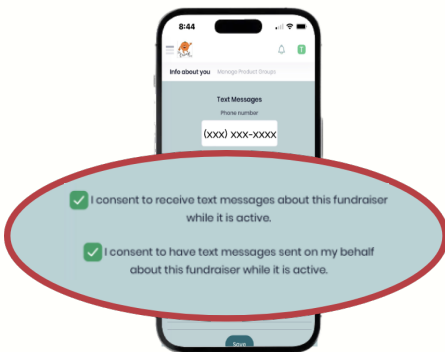


VIDEO TUTORIAL

**password must have at least 8 characters, 1 uppercase & 1 lower case letter, 1 number and 1 non-alphanumeric character)*


Important Next Steps

- Make sure your cell number is entered correctly
- You must check the boxes and consent to send and receive text messages. If you don't consent you will not be able to share fundraising link with your supporters or texts to your students
- Click 




Add Launch App to your Cell Home Screen



- From app.launchfundraising.com click  at bottom of browser



- From app.launchfundraising.com click  at the top of browser

- Scroll down until you see 'Add to Home Screen'
- Click **Add**
- You can now access  from your phone's home screen



Got Questions? Email kristin@theorangeguy.com